



Mandiri Investa Equity Asean 5 Plus

Equity Fund

NAV/Unit IDR 1.139,04

Reporting Date
28 May 2025

Effective Statement
S-224/D.04/2013

Effective Date
17 July 2013

Custodian Bank
Bank Citibank

Inception Date
22 November 2013

AUM
IDR 83,54 Billion

Currency
Indonesian Rupiah (IDR)

Pricing Frequency
Daily

Minimum Initial Investment
IDR 10.000

Number of Offered Units
2.000.000.000 (Two Billion)

Management Fee
Max. 3% p.a

Custodian Fee
Max. 0,12% p.a

Subscription Fee
Max. 2%

Redemption Fee
Max. 1% (≤ 1 year) 0% (> 1 year)

Switching Fee
Max. 1%

ISIN Code
IDN000159902

Bloomberg Code
MANSEA5 : JJ

Benefits Of Mutual Fund

- Professional management
- Investment diversification
- Investment value growth potential
- Easy investment disbursement

Main Risk Factor

- Risk of Deteriorating Economic and Political Condition
- Risk of Default
- Risk of Liquidity
- Risk of Diminishing of NAV of each participation unit
- Risk of Market
- Risk of Transaction Through Electronic Media
- Risk of Electronic Media Transaction

Investment Period

< 3

3 - 5

> 5

> 5 : Long Term

Risk Period

High

Description

MIEASP Fund investing in Domestic and Foreign Equity with Long Term and categorized High Risk. This Mutual fund's Portfolio carries various risks for investor.

Information on Mutual Fund Ownership

Confirmation letter for subscription, redemption and switching of mutual funds are valid legal proof of mutual fund ownership issued and delivered by the custodian bank. In case there is Securities Ownership (AKSES) facility, Participation Unit Holders could see Mutual Fund ownership through KSEI AkSES webpage, <https://akses.ksei.co.id/>.

About Mandiri Investasi

PT Mandiri Manajemen Investasi (Mandiri Investasi) is a separate subsidiary of PT Mandiri Sekuritas established in October 26, 2004. PT Mandiri Sekuritas is Indonesia's leading investment bank and a subsidiary of PT Bank Mandiri (Persero) Tbk., the country's largest stateowned Bank. Mandiri Investasi and/or its predecessors have been managing investment portfolios since 1993, with Business License Number: No. Kep-11/PM/MI/2004. Mandiri Investasi is one of the Indonesia's largest domestic mutual fund with total assets under management totaling Rp 43,30 Trillion (as of 28 May 2025).

Custodian Bank

Citibank, N.A. has received approval as a Custodian Bank in the Capital Markets sector based on the Decree of the Chairman of the Capital Market Supervisory Agency No. KEP-91/PM/1991 dated October 19, 1991, therefore registered with and supervised by the Financial Services Authority (OJK).

Investment Objective

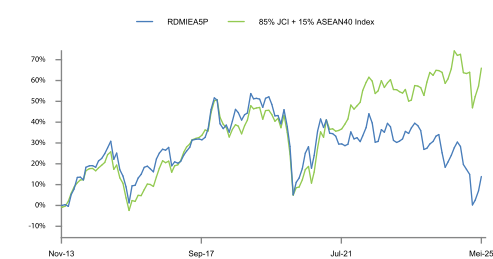
To provide attractive investment value profits over the long term.

Investment Policy*

Equity Securities : 80% - 100%
Debt Securities and/or Money Market and/or Deposit : 0% - 20%

*) Exclude cash and equivalent

Fund Performance



Top Holdings

(In Alphabetical Order)

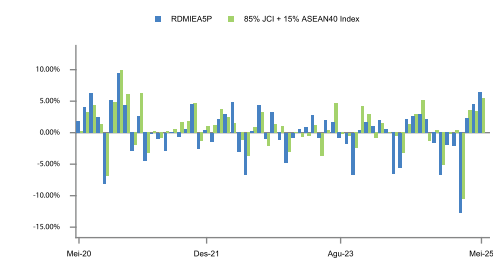
Astra International Tbk.	Equity	4,66%
Bank Central Asia Tbk.	Equity	9,14%
Bank Mandiri (Persero) Tbk.	Equity	7,89%
Bank Negara Indonesia (Persero) Tbk.	Equity	6,97%
Bank Rakyat Indonesia (Persero) Tbk.	Equity	9,72%
Citibank N.A.	Deposit	3,89%
Indofood CBP Sukses Makmur Tbk.	Equity	3,00%
Indofood Sukses Makmur Tbk.	Equity	2,93%
Merdeka Copper Gold Tbk.	Equity	2,96%
Telkom Indonesia (Persero) Tbk.	Equity	5,00%

Portfolio Allocation*

Equity : 95,86%
Deposit : 3,89%

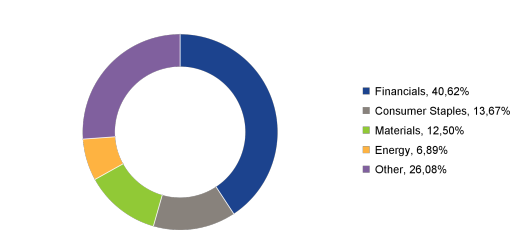
*) Exclude cash and equivalent

Monthly Return



Sector Allocation

(5 Biggest Sector)



Performance - 28 May 2025

	1 Month	3 Months	6 Months	1 Year	3 Years	5 Years	YTD	Since Inception
RDMIEASP	: 6,41%	13,65%	-4,82%	-3,73%	-18,41%	0,67%	-2,93%	13,91%
Benchmark*	: 5,49%	13,00%	1,35%	4,64%	3,92%	52,52%	1,61%	65,97%

*85% JCI + 15% ASEAN40 Index

Highest Month	(November 2020)	9,41%
Lowest Month	(March 2020)	-18,10%

This Mutual fund had the highest performance of 9,41% in November 2020 and reached the lowest performance of -18,10% in March 2020.

Market Outlook

In May 2025, the Indonesian equity market experienced a combination of recovery and volatility, influenced by both global and domestic factors. The market was buoyed by a significant easing of global trade tensions, particularly following the US-China trade agreement reached earlier in the month, which improved investor risk sentiment toward emerging markets like Indonesia. Additionally, Bank Indonesia (BI) implemented a rate cut, further supporting market sentiment by easing monetary conditions. These developments helped the Jakarta Composite Index (JCI) rally by 14.4% over the past three months, despite a modest year-to-date gain of just 1.4%. Domestically, clarity around the Danantara sovereign wealth fund's operations helped calm earlier market concerns about governance and fiscal management. Coupled with rising government spending and anticipated improvements in liquidity in the second half of 2025, these factors supported a shift in investor preference toward equities over bonds. However, several concerns tempered market enthusiasm. Economic growth forecasts for 2025 were revised downward to below 5%, driven largely by sluggish household consumption, which contracted by 8% month-on-month following the Ramadan period, and ongoing layoffs in the manufacturing sector. While agriculture showed strong double-digit growth, manufacturing, which accounts for 19% of GDP, remained under pressure. The market also remained sensitive to foreign capital movements, as evidenced by outflows of IDR 50.7 trillion in first four months of 2025, although inflows improved in May. The rupiah's exchange rate hovered below Rp16,500 per USD, and rising U.S. Treasury yields, which climbed to 4.5%, posed additional risks. The BI rate cut helped ease some pressure on the rupiah and supported liquidity, but the market remained cautious given external uncertainties and domestic economic challenges. Looking ahead, focus remains on undervalued domestic stocks, especially those linked to Danantara and sectors likely to benefit from fiscal stimulus. While short-term volatility related to trade negotiations and the maturity of SRBI bonds in May and June 2025 could persist, improving liquidity conditions supported by the BI rate cut are expected to foster greater market stability over the medium term.

Fund Bank Account

Citibank N.A., Indonesia
RD M INVESTA EQUITY ASEAN 5 PLUS
0-810-255-005

Bank Mandiri - cabang Bursa Efek Jakarta
REKSA DANA MANDIRI INVESTA EQUITY ASEAN 5 PLUS
104-000-4496-993

DISCLAIMER

INVESTMENT IN MUTUAL FUND CONTAIN RISK. PRIOR TO INVESTING IN MUTUAL FUND, POTENTIAL INVESTOR MUST READ AND UNDERSTAND THE PROSPECTUS. PAST PERFORMANCE DOES NOT GUARANTEE / REFLECT THE FUTURE PERFORMANCE OF THE FUND. FINANCIAL SERVICE AUTHORITY (OJK) NEITHER GIVE ANY STATEMENT TO APPROVE OR REJECT THE SECURITIES NOR EXPRESS THE ACCURACY OR ADEQUACY OF THE CONTENTS OF MUTUAL FUND'S PROSPECTUS. ANY CONTRADICTION STATEMENT SHALL BE LEGAL BREACH. MUTUAL FUND IS A CAPITAL MARKET PRODUCT AND NOT A PRODUCT PUBLISHED BY SELLING AGENT/BANKS THE SELLING AGENT OF THE FUND SHALL NOT RESPONSIBLE FOR ANY CLAIM AND RISKS OF THE MANAGEMENT OF THE MUTUAL FUND'S PORTFOLIO BY INVESTMENT MANAGER.

This product information summary does not replace the Mutual Fund Prospectus and prepared by PT Mandiri Manajemen Investasi only for information needs and does not constitute an offer to buy or sell. All information contained in this document is presented correctly. If necessary, investors are advised to seek professional opinion before making an investment decision. Past performance is not necessarily a guide to future performance and is not also an estimate made to give an indication regarding future performance or trends.

PT Mandiri Manajemen Investasi is licensed and supervised by the Indonesia Financial Services Authority (Otoritas Jasa Keuangan) and every product offering is conducted by officers who are registered and supervised by the Indonesia Financial Services Authority (Otoritas Jasa Keuangan)

PT Mandiri Manajemen Investasi

Menara Mandiri 2 Lantai 15, Jl. Jend. Sudirman Kav. 54-55
Jakarta 12190, Indonesia Call Center: (021) 526 3505



Mandiri investasi



Mandiri.investasi



Mandiri Investasi

Further information and Fund Prospectus can be accessed through our site www.mandiri-investasi.co.id

